

A Glimpse of  
Your Future

# GRAN TURISMO

51' 7" (15.73 M) | BENETEAU | 2017 | USA



52' GRAN TURISMO – UNDERWAY



# 52' GRAN TURISMO – INTRODUCTION



## BENETEAU GT

The Gran Turismo combines the pleasures of speed cruising with the space for family and friends to enjoy incredible luxury. She promises memorable moments underway and at anchor.

### SPECIFICATIONS

BUILDER Beneteau America	MATERIALS Molded Fiberglass
STYLIST Pierangelo Andreani	NAVAL ARCHITECT Beneteau Power Boats
COUNTRY U.S.A.	YEAR 2017

MAIN ENGINES 2 X VOLVO PENTA D6 (435 hp)	GENERATOR 1 X ONAN 13KW
--	----------------------------

### DIMENSIONS

LENGTH 51' 7" (15.73m)	LIGHT DISPLACEMENT 33,038 lbs (16.52 t)
BEAM 14' (4.27m)	DRAFT 3' 7" (1.09m)

### ACCOMODATION

GUESTS 6	CREW 1
-------------	-----------

52' GRAN TURISMO – MAIN DECK SALOON FORWARD



52' GRAN TURISMO – MAIN DECK SALOON



52' GRAN TURISMO – MAIN DECK SALOON AFT



52' GRAN TURISMO – MAIN HELM STATION



52' GRAN TURISMO – MAIN HELM STATION





52' GRAN TURISMO – GALLEY



52' GRAN TURISMO – MASTER STATEROOM



52' GRAN TURISMO – MASTER STATEROOM



52' GRAN TURISMO – MASTER ENSUITE



52' GRAN TURISMO – VIP STATEROOM



52' GRAN TURISMO – VIP STATEROOM



52' GRAN TURISMO – GUEST STATEROOM



52' GRAN TURISMO – MAIN DECK AFT





52' GRAN TURISMO – MAIN DECK AFT



52' GRAN TURISMO – SUBMERSIBLE SWIM PLATFORM



52' GRAN TURISMO – SUBMERSIBLE SWIM PLATFORM



52' GRAN TURISMO – FORWARD SUNPAD



52' GRAN TURISMO – JOYSTICK CONTROL



52' GRAN TURISMO – AERIAL VIEW



A Glimpse of  
Your Future

# GRAN TURISMO

51' 7" (15.73 M) | BENETEAU | 2017 | USA



FEATURES

**ACTIVE TRIM CONTROL**

Automatic interceptors by Volvo gives the vessel the lift it needs to get up on plane faster or to reach that optimum running trim. In this way the resistance of the hull is automatically optimized for every speed and load condition, this resulting in increased speed and lower fuel consumption.





FEATURES

**INTEGRATED CONTROL & MONITORING SYSTEM**

The integrated control system has been customized to increase control potential: from engine data and alarms, to bilge and water discharge pumps, tank levels and engine room ventilation, right through to the sound system and the air conditioning units. The system can be accessed from both helm stations and remotely from a tablet.




FEATURES

**Double IPS PROPULSION**

Double Volvo IPS system installed on hydrodynamic optimized hull shape.

- Superior maneuverability
- Minimum noise and vibration level
- Best fuel efficiency (up to 25% reduction compared to shaft line)



FEATURES

**JOYSTICK DRIVING**

Joystick Driving offers an easy way to maneuver with precision and at the same time it allows the driver to steer comfortably at all speeds with only one hand. When Joystick Driving is activated, the Autopilot turns on simultaneously. The driver steers the boat by moving the Joystick. When the Joystick is released, the Autopilot is engaged and keeps a forward course.




# 52' GRAN TURISMO – PROFILE & UPPER DECK

PROFILE

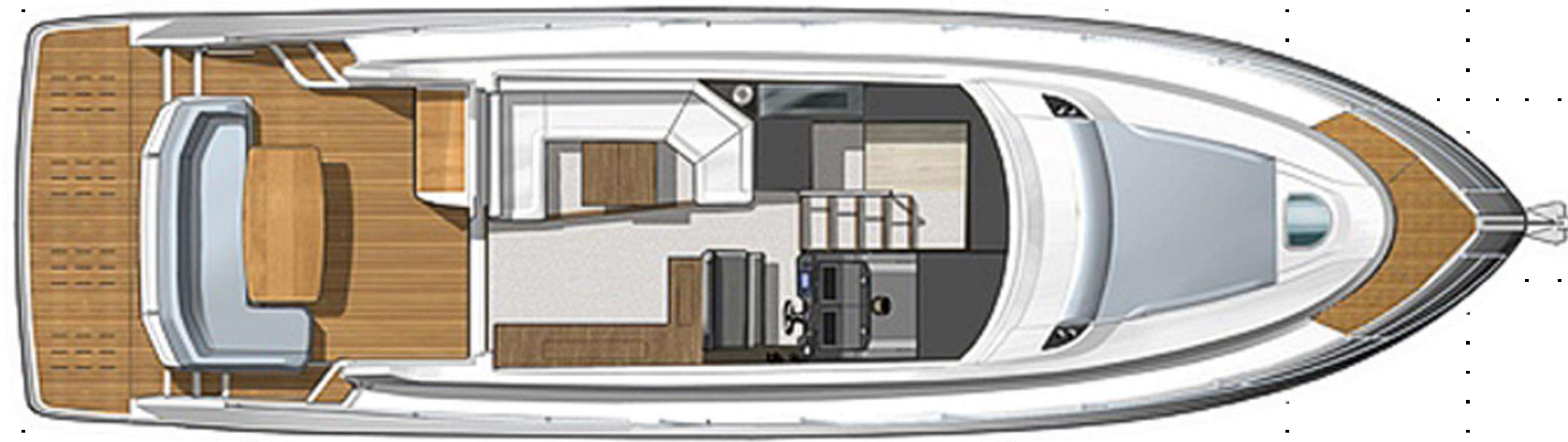


UPPER DECK

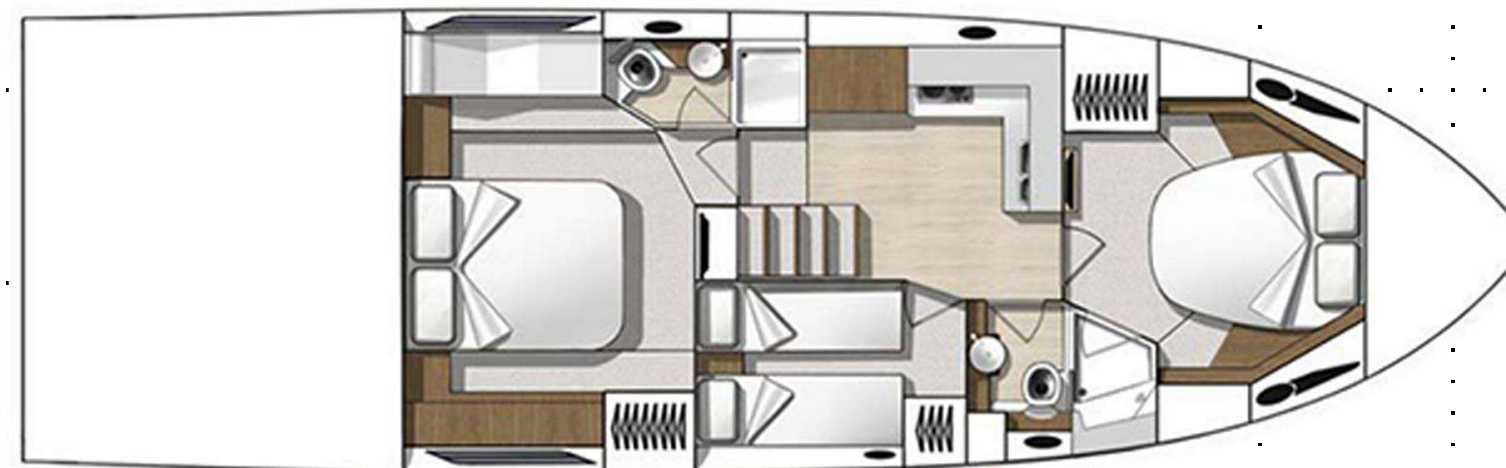


# 52' GRAN TURISMO – MAIN & LOWER DECK

MAIN DECK:



LOWER DECK:



## SPECIFICATIONS

- Builder: Sanlorenzo Yachts
- Year: 2017
- Construction: Molded Fiberglass
- Exterior Design: Beneteau Power Boats
- Interior Designer: Pierangelo Andreani
- Length Overall: 51' 7" (15.73m)
- Beam: 14' (4.27 m)
- Draft: 3' 7" (1.09 m)
- Light Displacement: 33,038 lbs (16.52 t)
- Stabilizers: N/A
- Type: Motoryacht
- Maximum Speed: 30 knots
- Cruising Speed: 26 knots
- Range: N/A
- Main Engines: 2 X Volvo Penta D6 (435 HP)
- Generator: 1 X Onan 13KW
- Guests Cruising: 6
- Staterooms: 3
- Crew: 1
- Berths: 6
- Ensuites: 2

## FEATURES & AMENITIES

- SIMRAD Electronics Package
- Large L-shaped cockpit salon seating 5 people
- Volvo IPS 600 engine (2 x 435 HP)
- Large forward sun lounger with folding backrest.  
Cockpit table lowers for a second relaxation space
- Spacious salon with choice of two table positions
- Submersible swim platform where a dinghy or jet-ski can be stored. Designed to take a 770 lbs load.  
Locker for 9'35" dinghy inflated with engine in place
- Outdoor grill, Hi-Fi and bar furniture
- Helm station with full electronics
- Opening port lights and side glazing, ventilation
- Electrically operated opening roof
- Owner's cabin with king-size bed, panoramic windows, ensuite head. Guest cabin with ensuite head with separate shower. Third cabin with two twin beds
- Fully fitted galley, lots of clever storage spaces. Full size Refrigerator/Freezer.



This brochure has been provided for informational use only and may not be used for contract purposes.

Note: Fabrics and surfaces may have been updated and/or modified since the time photos were provided. Please verify all finishes upon inspection